



INTERNATIONAL VISITORS IN PAPUA NEW GUINEA FROM JAN-JUN 2019

USD 95 MILLION


TOTAL VISITOR SPEND FROM 45,707 VISITORS*

USD 2,080
PER VISITOR
PER TRIP

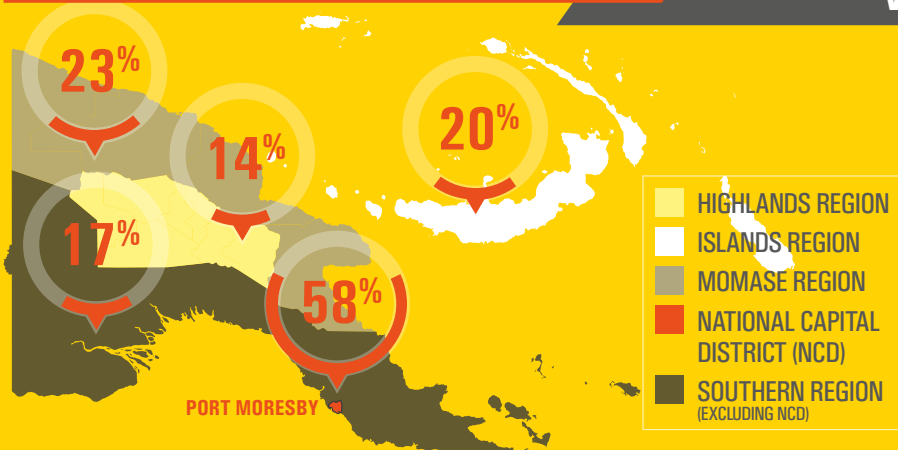


AUSTRALIA SOUTH EAST ASIA NORTH EAST ASIA EUROPE NORTH AMERICA NEW ZEALAND PACIFIC OTHER ASIA OTHER

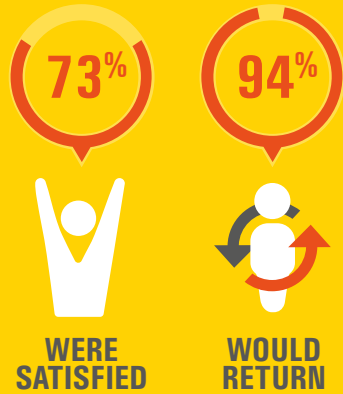
PURPOSE OF VISIT



REGIONS VISITED



VISITOR SATISFACTION



TOP 5 SECTORS BENEFITING FROM TOURISM



Source: International Visitor Survey 2019 (*excluding employment visitors and cruise visitors)

