



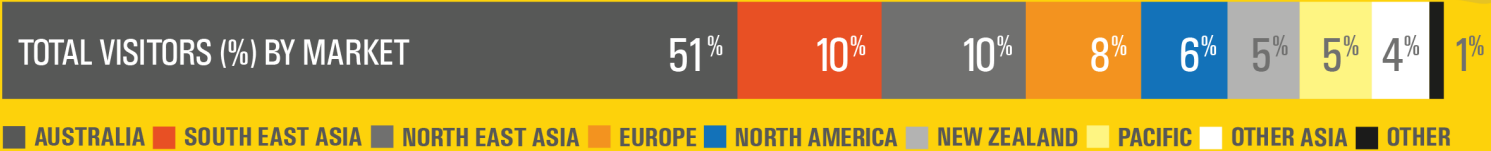
# INTERNATIONAL VISITORS

## IN PAPUA NEW GUINEA FROM JAN-DEC 2018

# USD 205.9 M | PGK 691.3 M

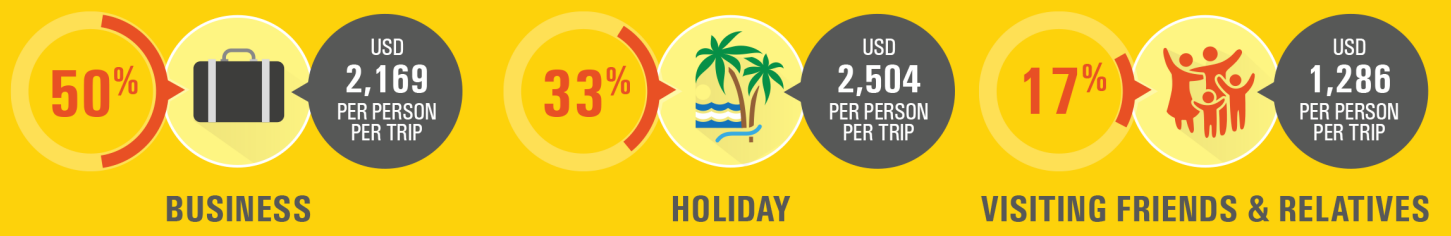
## TOTAL VISITOR SPEND FROM 94,629 VISITORS\*

**USD 2,174**  
PER VISITOR  
PER TRIP




### PURPOSE OF VISIT

### SPEND PER PERSON PER VISIT



### REGIONS VISITED

### VISITOR SATISFACTION



### TOP 5 SECTORS BENEFITING FROM TOURISM



Source: International Visitor Survey 2018 (\* excluding employment visitors and cruise visitors)